# J THOMAS & COMPANY PRIVATE LIMITED

**SILIGURI MARKET SYNOPSIS - SALE 47 (2026)**

| Market Report | |
|---|---|
| **LEAF** | **DUST** |
| * Market witnessed stong demand.<br>* Good and Best sorts sold at firm to occasionally dearer levels.<br>* Medium and Plainer teas were readily absorbed at firm levels around last. | * Market witnessed good demand.<br>* Good and Best sorts sold at firm levels around last.<br>* Medium and Plainer teas followed a similar trend. |

| Buying Analysis | |
|---|---|
| **LEAF** | **DUST** |
| * Internal / Local Packeteers Mainstay<br>* Western India / HUL/ TCPL Selective | * Internal / Local Packeteers Mainstay<br>* HUL Selective<br>* Western India Good Support |

**AUCTION AVERAGES**

| | 2026/27 | | | 2025/26 | | | UPTO SALE 47 | | |
|---|---|---|---|---|---|---|---|---|---|
| | Sale 47 | Sale 46 | +/- | Sale 47 | Sale 46 | +/- | 2026/27 | 2025/26 | 2024/25 |
| LEAF | 195.34 | 194.92 | 0.42 | 169.90 | 165.85 | 4.05 | 191.54 | 171.93 | 209.32 |
| DUST | 195.31 | 196.70 | -1.39 | 166.65 | 173.29 | -6.64 | 192.79 | 176.98 | 207.43 |
| **TOTAL** | **195.33** | **195.06** | **0.27** | **169.58** | **166.48** | **3.10** | **191.67** | **172.47** | **209.08** |

**STAC AUCTION AVERAGES**

| SALE | | 39 | 40 | 41 | 42 | 44 | 45 | 46 | 47 |
|---|---|---|---|---|---|---|---|---|---|
| LEAF | 2026/27 | 165.85 | 180.78 | 187.17 | 186.39 | 186.39 | 191.86 | 194.92 | 195.34 |
| | 2025/26 | 203.26 | 0.00 | 163.00 | 173.29 | 179.08 | 174.45 | 165.85 | 169.90 |
| DUST | 2026/27 | 173.29 | 174.08 | 179.02 | 184.05 | 189.60 | 193.98 | 196.70 | 195.31 |
| | 2025/26 | 208.46 | 0.00 | 163.66 | 178.49 | 179.79 | 172.14 | 173.29 | 166.65 |
| TOTAL | 2026/27 | 166.48 | 180.15 | 186.38 | 186.17 | 186.64 | 192.04 | 195.06 | 195.33 |
| | 2025/26 | 203.88 | 0.00 | 163.07 | 173.84 | 179.15 | 174.21 | 166.48 | 169.58 |

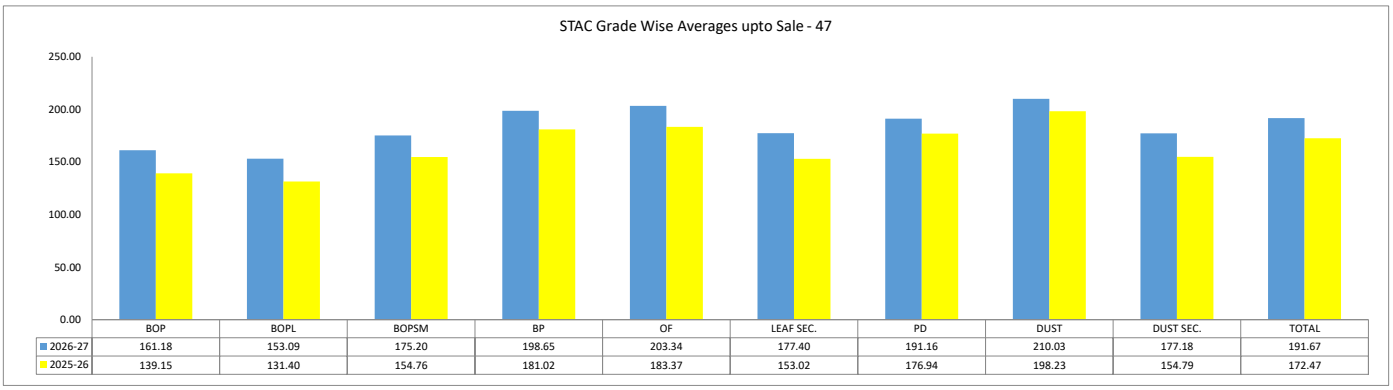


| | BOP | BOPL | BOPSM | BP | OF | LEAF SEC. | PD | DUST | DUST SEC. | TOTAL |
|---|---|---|---|---|---|---|---|---|---|---|
| 2026-27 | 161.18 | 153.09 | 175.20 | 198.65 | 203.34 | 177.40 | 191.16 | 210.03 | 177.18 | 191.67 |
| 2025-26 | 139.15 | 131.40 | 154.76 | 181.02 | 183.37 | 153.02 | 176.94 | 198.23 | 154.79 | 172.47 |

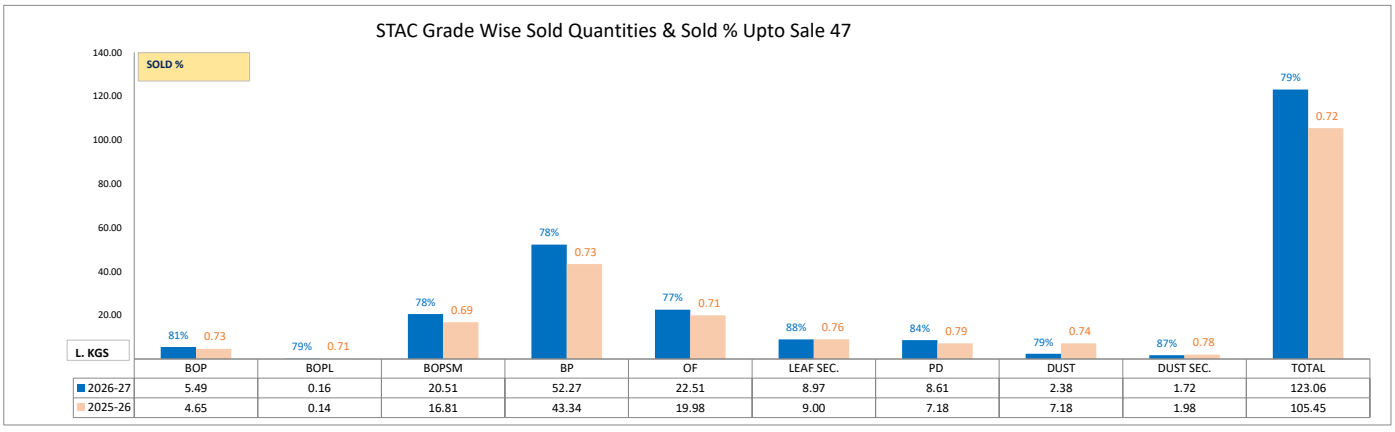


| L. KGS | BOP | BOPL | BOPSM | BP | OF | LEAF SEC. | PD | DUST | DUST SEC. | TOTAL |
|---|---|---|---|---|---|---|---|---|---|---|
| 2026-27 | 5.49 | 0.16 | 20.51 | 52.27 | 22.51 | 8.97 | 8.61 | 2.38 | 1.72 | 123.06 |
| 2025-26 | 4.65 | 0.14 | 16.81 | 43.34 | 19.98 | 9.00 | 7.18 | 7.18 | 1.98 | 105.45 |

| OFFER / SOLD QUANTITY & AVERAGE PRICE (2026/27) | | | | | | | | | | | | |
|---|---|---|---|---|---|---|---|---|---|---|---|---|
| | THIS SALE | | | | LAST SALE | | | | UPTO SALE 47 | | | |
| | OFFERED | SOLD | AVG. | OUT % | OFFERED | SOLD | AVG. | OUT % | OFFERED | SOLD | AVG. | OUT % |
| BROKENS | 3681651 | 3365892 | 194.38 | 9% | 3023519 | 2823092 | 193.82 | 7% | 100196927 | 78522538 | 189.79 | 22% |
| FANNINGS | 1066046 | 906022 | 202.10 | 15% | 883278 | 762993 | 202.95 | 14% | 29826883 | 22815554 | 203.14 | 24% |
| LEAF SEC. | 364775 | 343835 | 186.87 | 6% | 287911 | 258963 | 183.19 | 10% | 10216815 | 8971169 | 177.40 | 12% |
| LEAF TOTAL | **5112472** | **4615749** | **195.34** | **10%** | **4194709** | **3845048** | **194.92** | **8%** | **140240624** | **110309261** | **191.54** | **21%** |
| | THIS SALE | | | | LAST SALE | | | | TO DATE | | | |
| | OFFERED | SOLD | AVG. | OUT % | OFFERED | SOLD | AVG. | OUT % | OFFERED | SOLD | AVG. | OUT % |
| DUST | 364441 | 315198 | 198.99 | 14% | 325768 | 293866 | 198.87 | 10% | 13285373 | 11028970 | 195.23 | 17% |
| DUST SEC. | 87534 | 73264 | 179.50 | 16% | 51965 | 49909 | 183.92 | 4% | 1988674 | 1723084 | 177.18 | 13% |
| DUST TOTAL | **451975** | **388462** | **195.31** | **14%** | **377733** | **343775** | **196.70** | **9%** | **15274047** | **12752054** | **192.79** | **17%** |
| TOTAL | **5564447** | **5004210** | **195.33** | **10%** | **4572441** | **4188823** | **195.06** | **8%** | **155514671** | **123061315** | **191.67** | **21%** |

| OFFER / SOLD QUANTITY & AVERAGE PRICE (2026/27) | | | | | | | | | | | | |
|---|---|---|---|---|---|---|---|---|---|---|---|---|
| LEAF | THIS SALE | | | | LAST SALE (SALE 42) | | | | UPTO SALE 47 | | | |
| | OFFERED | SOLD | AVG. | OUT % | OFFERED | SOLD | AVG. | OUT % | OFFERED | SOLD | AVG. | OUT % |
| 2026-27 | 5112472 | 4615749 | 195.34 | 10% | 4194709 | 3845048 | 194.92 | 8% | 140240624 | 110309261 | 191.54 | 21% |
| 2025-26 | 5209325 | 4289130 | 169.90 | 18% | 5330343 | 4074899 | 165.85 | 24% | 131124344 | 94147129 | 171.93 | 28% |
| DUST | THIS SALE | | | | LAST SALE | | | | TO DATE | | | |
| | OFFERED | SOLD | AVG. | OUT % | OFFERED | SOLD | AVG. | OUT % | OFFERED | SOLD | AVG. | OUT % |
| 2026-27 | 451975 | 388462 | 195.31 | 14% | 377733 | 343775 | 196.70 | 9% | 15274047 | 12752054 | 192.79 | 17% |
| 2025-26 | 567706 | 458733 | 166.65 | 19% | 469320 | 381252 | 173.29 | 19% | 14544269 | 11300583 | 176.98 | 22% |
| TOTAL | THIS SALE | | | | LAST SALE | | | | TO DATE | | | |
| | OFFERED | SOLD | AVG. | OUT % | OFFERED | SOLD | AVG. | OUT % | OFFERED | SOLD | AVG. | OUT % |
| 2026-27 | **5564447** | **5004210** | **195.33** | **10%** | **4572441** | **4188823** | **195.06** | **8%** | **155514671** | **123061315** | **191.67** | **21%** |
| 2025-26 | **5777031** | **4747863** | **169.58** | **18%** | **5799664** | **4456150** | **166.48** | **23%** | **145668613** | **105447712** | **172.47** | **28%** |

| PRICE RANGE | | | | | | | | | | |
|---|---|---|---|---|---|---|---|---|---|---|
| % OF TEAS SOLD | LEAF | | | | | DUST | | | | |
| | 2026/27 | | UPTO SALE 47 | | | 2026/27 | | UPTO SALE 47 | | |
| | Sale 47 | Sale 46 | 2026/27 | 2025/26 | 2024/25 | Sale 47 | Sale 46 | 2026/27 | 2025/26 | 2024/25 |
| BELOW 100 | 0.0 | 0.0 | 0.1 | 11.5 | 0.7 | 0.0 | 0.0 | 0.1 | 5.6 | 0.9 |
| BETWEEN 100.00-119.99 | 0.0 | 0.0 | 2.4 | 27.7 | 4.4 | 0.1 | 0.0 | 0.7 | 18.9 | 4.5 |
| BETWEEN 120.00-139.99 | 0.1 | 0.1 | 17.9 | 11.3 | 9.5 | 0.5 | 0.3 | 10.3 | 12.6 | 6.4 |
| BETWEEN 140.00-159.99 | 5.0 | 15.4 | 24.4 | 5.0 | 6.6 | 12.8 | 23.4 | 23.6 | 9.1 | 5.9 |
| BETWEEN 160.00-179.99 | 54.3 | 43.3 | 10.5 | 4.5 | 14.4 | 38.4 | 26.7 | 14.6 | 10.3 | 9.8 |
| BETWEEN 180.00-199.99 | 6.8 | 6.5 | 5.6 | 4.4 | 14.9 | 11.6 | 11.9 | 11.2 | 6.3 | 13.9 |
| BETWEEN 200.00-219.99 | 8.1 | 8.0 | 7.4 | 5.7 | 8.0 | 13.6 | 9.4 | 10.7 | 8.5 | 14.9 |
| BETWEEN 220.00-239.99 | 7.8 | 8.3 | 7.5 | 6.3 | 8.8 | 10.1 | 10.6 | 10.0 | 9.4 | 15.8 |
| BETWEEN 240.00-259.99 | 5.6 | 5.7 | 7.2 | 6.3 | 9.5 | 5.5 | 6.4 | 6.1 | 7.0 | 12.5 |
| BETWEEN 260.00-279.99 | 4.4 | 4.8 | 5.7 | 5.6 | 8.2 | 1.7 | 4.7 | 4.6 | 4.8 | 7.6 |
| BETWEEN 280.00-299.99 | 3.1 | 2.9 | 4.1 | 3.9 | 5.7 | 1.4 | 2.2 | 2.8 | 2.8 | 4.5 |
| 300 AND ABOVE | 4.7 | 5.0 | 7.2 | 7.9 | 9.3 | 4.2 | 4.5 | 5.2 | 4.6 | 3.3 |

| FUTURE FRESH OFFERING (IN PACKAGES) | | | | | | | | | |
|---|---|---|---|---|---|---|---|---|---|
| SALE NO | THIS YEAR-2026 | | | LAST YEAR-2025 | | | DIFFERENCE | | |
| | LEAF | DUST | TOTAL | LEAF | DUST | TOTAL | LEAF | DUST | TOTAL |
| 50 | 139591 | 10753 | 150344 | 129510 | 12076 | 141586 | 10081 | -1323 | 8758 |
| 51 | 140934 | 11141 | 152075 | 129165 | 11422 | 140587 | 11769 | -281 | 11488 |
| 52 | 136754 | 13074 | 149828 | 129914 | 10184 | 140098 | 6840 | 2890 | 9730 |
| TOTAL | 417279 | 34968 | 452247 | 388589 | 33682 | 422271 | 28690 | 1286 | 18488 |

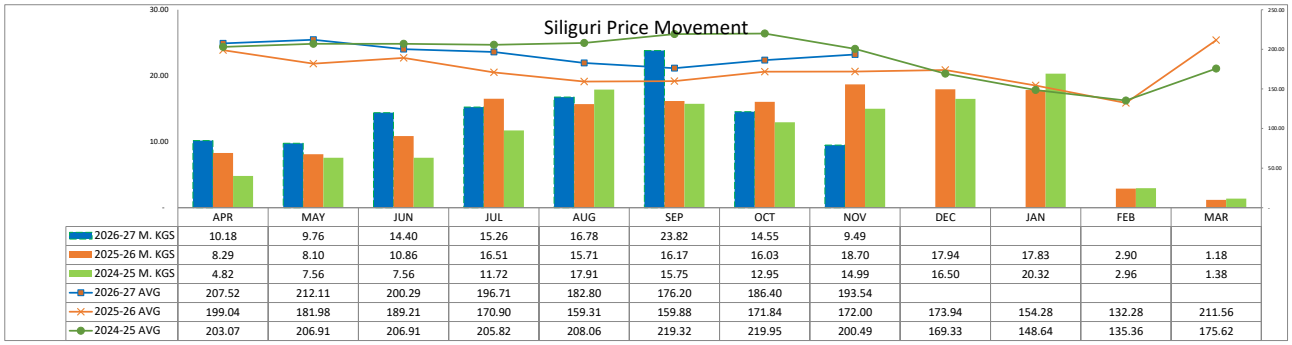


| | APR | MAY | JUN | JUL | AUG | SEP | OCT | NOV | DEC | JAN | FEB | MAR |
|---|---|---|---|---|---|---|---|---|---|---|---|---|
| 2026-27 M. KGS | 10.18 | 9.76 | 14.40 | 15.26 | 16.78 | 23.82 | 14.55 | 9.49 | | | | |
| 2025-26 M. KGS | 8.29 | 8.10 | 10.86 | 16.51 | 15.71 | 16.17 | 16.03 | 18.70 | 17.94 | 17.83 | 2.90 | 1.18 |
| 2024-25 M. KGS | 4.82 | 7.56 | 7.56 | 11.72 | 17.91 | 15.75 | 12.95 | 14.99 | 16.50 | 20.32 | 2.96 | 1.38 |
| 2026-27 AVG | 207.52 | 212.11 | 200.29 | 196.71 | 182.80 | 176.20 | 186.40 | 193.54 | | | | |
| 2025-26 AVG | 199.04 | 181.98 | 189.21 | 170.90 | 159.31 | 159.88 | 171.84 | 172.00 | 173.94 | 154.28 | 132.28 | 211.56 |
| 2024-25 AVG | 203.07 | 206.91 | 206.91 | 205.82 | 208.06 | 219.32 | 219.95 | 200.49 | 169.33 | 148.64 | 135.36 | 175.62 |

| STAC BUYING (ALL TEAS) FOR THE SALE 47 | | | | | | | | | | | |
|---|---|---|---|---|---|---|---|---|---|---|---|
| | CTC LEAF | | | DUST | | | | TOTAL | | | |
| | Sale 47 | | | | | | | | | | |
| OFFER | 51,12,472 | | | OFFER | 4,51,975 | | | OFFER | 55,64,447 | | |
| SOLD | 46,15,749 | | | SOLD | 3,88,462 | | | SOLD | 50,04,210 | | |
| SOLD % | 90% | | | SOLD % | 86% | | | SOLD % | 90% | | |
| ZONE | KGS | AVG | % | ZONE | KGS | AVG | % | ZONE | KGS | AVG | % |
| Local | 12,45,488.6 | **207.27** | **27%** | Local | 1,34,685.8 | **203.23** | **35%** | Local | 13,80,174.4 | **206.88** | **28%** |
| Others | 11,45,785.6 | **176.69** | **25%** | W.India | 91,891.6 | **197.29** | **24%** | Others | 11,77,787.1 | **177.66** | **24%** |
| N.India | 9,34,554.4 | **201.01** | **20%** | N.India | 37,074.1 | **197.39** | **10%** | N.India | 9,71,628.5 | **200.87** | **19%** |
| R.Pack | 4,96,367.4 | **225.99** | **11%** | Others | 32,001.5 | **212.52** | **8%** | R.Pack | 5,05,562.5 | **225.76** | **10%** |
| W.India | 2,54,276.0 | **191.32** | **6%** | HUL | 27,106.6 | **164.29** | **7%** | W.India | 3,46,167.6 | **192.90** | **7%** |
| Packeteers | 1,55,076.0 | **178.17** | **3%** | Exports | 20,738.0 | **154.62** | **5%** | Packeteers | 1,74,486.8 | **177.07** | **3%** |
| TCPL | 1,50,996.2 | **161.71** | **3%** | Packeteers | 19,410.8 | **168.24** | **5%** | TCPL | 1,50,996.2 | **161.71** | **3%** |
| HUL | 55,608.4 | **160.17** | **1%** | C.India | 13,145.0 | **197.10** | **3%** | HUL | 82,715.0 | **161.52** | **2%** |
| Exports | 55,542.0 | **160.32** | **1%** | R.Pack | 9,195.1 | **213.44** | **2%** | Exports | 76,280.0 | **158.77** | **2%** |
| C.India | 17,529.4 | **229.28** | **0%** | S.India | 262.7 | **146.00** | **0%** | C.India | 30,674.4 | **215.49** | **1%** |
| S.India | 4,318.4 | **236.71** | **0%** | | | | | S.India | 4,581.1 | **231.51** | **0%** |
| TOTAL | **46,15,749** | **195.34** | | TOTAL | **3,88,462** | **195.31** | | TOTAL | **50,04,210** | **195.33** | |

| DOOARS BATTING ORDER (STAC+CTTA) SALE 47 | | | | |
|---|---|---|---|---|
| MARK | 2026-27 | | 2025-26 | |
| | KGS | AVG | KGS | AVG |
| BINAGURI | 1007043.20 | 330.28 | 8,64,234.10 | 328.02 |
| GHATIAROYAL | 714944.20 | 329.92 | 3,25,208.90 | 297.17 |
| Kartick | 454967.20 | 326.89 | 423422.00 | 346.97 |
| Jiti | 604084.70 | 322.83 | 6,63,050.90 | 320.30 |
| RYDAK | 701801.20 | 317.79 | 6,83,573.50 | 310.96 |
| Hope | 351178.00 | 309.41 | 3,94,848.10 | 304.22 |
| BHATKAWA | 214092.30 | 308.22 | 1,77,326.20 | 308.64 |
| KARALAVALLEYROYAL | 297928.90 | 299.40 | 2,85,361.70 | 299.64 |
| ARYAMAN | 145976.30 | 294.54 | 1,21,940.00 | 312.05 |
| MAINAKROYAALE | 72283.10 | 290.89 | 86,682.00 | 294.47 |
| MAUSOM | 186676.50 | 289.13 | 1,72,305.00 | 239.66 |
| DALGAON | 843231.70 | 288.31 | 6,63,498.80 | 281.27 |
| NEPUCHAPUR | 418790.60 | 283.61 | 2,92,936.90 | 313.49 |
| LAKHIPARA | 102527.80 | 282.22 | 2,44,000.70 | 294.80 |
| MORAGHAT | 686737.30 | 281.98 | 5,73,649.00 | 293.51 |
| GULMA | 798232.90 | 280.60 | 6,82,924.40 | 291.00 |
| BIJALIMONI | 203802.40 | 277.54 | 64,310.80 | 273.94 |
| BARADIGHI | 620466.70 | 275.38 | 5,57,800.20 | 289.75 |
| DIANARAMBARI | 347395.10 | 274.40 | 3,34,347.20 | 241.79 |
| ZURRENTEE | 394877.80 | 273.20 | 2,94,787.10 | 287.12 |
| RAIMOHAN | 154226.10 | 271.47 | 1,87,164.80 | 268.83 |
| MECHPARA | 455789.70 | 271.34 | 3,30,242.70 | 268.61 |
| Kumargram | 735070.80 | 271.16 | 4,36,304.40 | 290.95 |
| RHEABARI | 488598.10 | 270.84 | 5,10,228.50 | 251.91 |
| Danguajhar | 801306.80 | 270.02 | 8,09,656.80 | 261.67 |

* Above 25,000 Kgs.

Follow us on: